

2011 Assessment and Accountability Results

Perris Union High School District

Academic Performance Index (API)

State results focus on how much schools are improving academically from year-to-year, based on results of statewide testing. The Academic Performance Index (API) is the cornerstone of the state's academic accountability requirements. Its purpose is to measure the academic performance and growth of schools. (CDE, 2010)

The API:

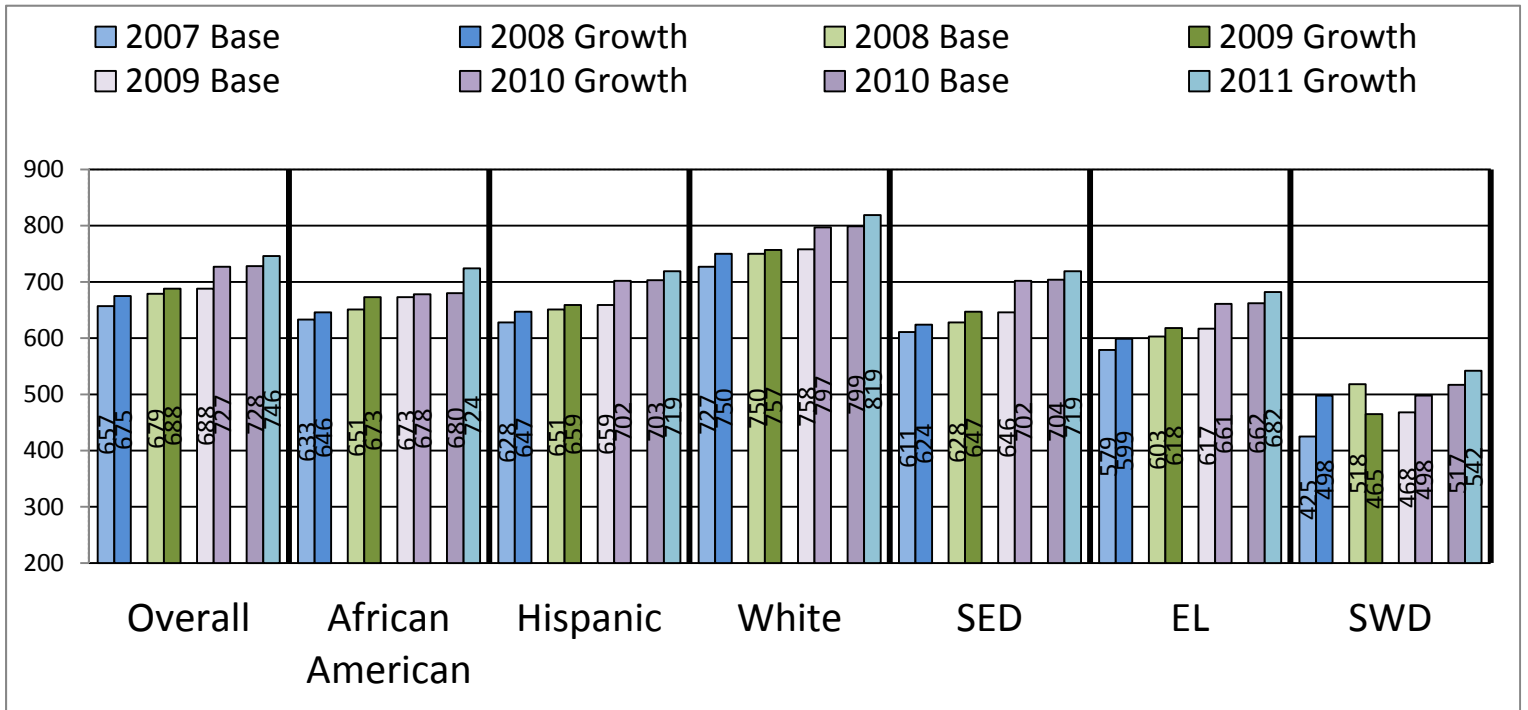
- Is based on an improvement model
- Consists of a Base and a Growth API each year that allows for comparability and growth measurement
- The Base API is calculated from previous year's test scores and is used to calculate student improvement at the school/district level when compared to current year's test scores (growth API)
- Each school has a unique target related to their Base API.

Perris Union High School District (PUHSD) 2011 API Highlights.

- The districtwide API increased by 18 points
- The African American subgroup API increased by 44 points
- All numerically significant subgroups increased by a minimum of 15 points
- The California Military Institute (CMI) and Paloma Valley High School (PVHS) both surpassed the state target of 800 scoring 825 and 821 respectively
- CMI had the highest growth in the district with a 69 point gain

Perris Union High School District

Academic Performance Index (API)



	2007 Base	2008 Growth	2008 Base	2009 Growth	2009 Base	2010 Growth	2010 Base	2010 Growth	2011 Growth	07-08	08-09	09-10	10-11	Totals
Overall	657	675	679	688	688	727	728	728	746	18	9	39	18	84
African American	633	646	651	673	673	678	680	680	724	13	22	5	44	84
Hispanic	628	647	651	659	659	702	703	703	719	19	8	43	16	86
White	727	750	750	757	758	797	799	799	819	23	7	39	20	89
SED	611	624	628	647	646	702	704	704	719	13	19	56	15	103
EL	579	599	603	618	617	661	662	662	682	20	15	44	20	99
SWD	425	498	518	465	468	498	517	517	542	73	-53	30	25	75

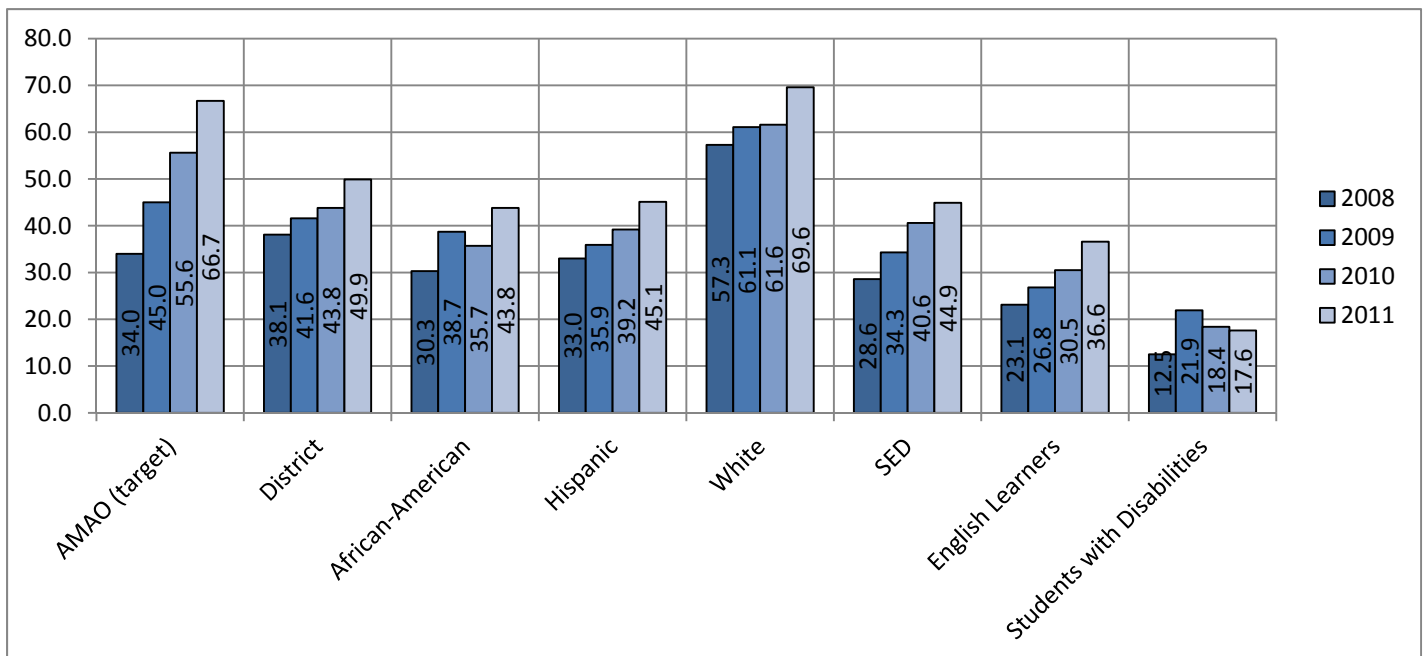
Adequate Yearly Progress (AYP)

- AYP is a Federal Accountability Measurement required by the Elementary and Secondary Education Act (ESEA)
- Status Model- Schools must meet minimum proficiency targets that increase approximately 10% each year until 2014 when all students are expected to achieve proficiency
- High school AYP proficiency is based primarily on the California High School Exit Exam (CAHSEE) Census administration given to all 10th graders in March in the areas of English Language Arts and math
- Middle school AYP proficiency is based on the California Standardized Testing (CST), California Modified Assessment (CMA), and the California Alternate Performance test (CAPA) in the areas of English Language Arts and math

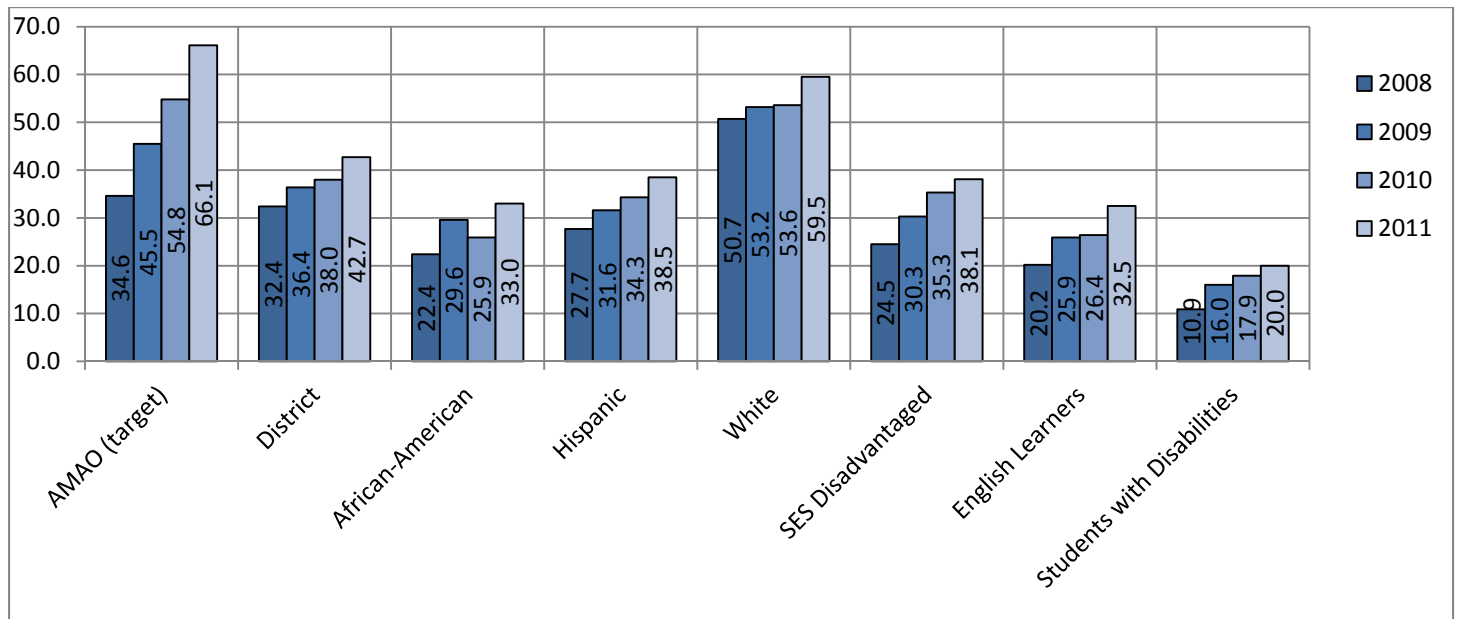
Perris Union High School District (PUHSD) 2011 AYP Highlights

- The District wide percent proficient increased by 6% in ELA and 4% in math respectively
- The African American subgroup met the AYP requirements via Safe Harbor for both ELA and math
- The African American, White, and English Learner (EL) subgroups showed the most significant gains in ELA and Math
- Perris High School, Paloma Valley High School, and the California Military Institute met all AYP requirements

AYP % Proficient in ELA



AYP % Proficient in Math



References

CDE. (2010, May 1). *Academic Performance Index (API)*. Retrieved August 17, 2011, from California Department of Education: <http://www.cde.ca.gov/ta/ac/ap/index.asp>